

FRESNO COUNTY SHERIFF'S OFFICE



2019

CORONER UNIT STATISTICS

Margaret Mims, Sheriff-Coroner

Lt. Robert Woodrum, Unit Commander

Report Prepared by Deputy Coroner, Jeff Gentry

3333 E. American Avenue, Suite G

Fresno, CA 93725

Coroner Unit Staff:

Unit Commander: Lt. Robert Woodrum

Chief Forensic Pathologist: Dr. Venu Gopal

Forensic Pathologist: Dr. Michael Chambliss

Lead Deputy Coroner: Kelly Matlock

Deputy Coroner II: Sarah Davis, Loretta Andrews, Imron Ramos, Jeff Gentry, Leticia Funderburk

Forensic Tech: Ophelie Kompaore, George Franco, Catherine Prieto, Emily Martin, Martin Kams

Summary:

The Fresno County Sheriff's Office (Coroner Unit) investigates all suspicious, unnatural and unexpected deaths that occur in Fresno County. Our six coroner investigators are responsible for death investigations in all 6,011 square miles of Fresno County. Our two Forensic Pathologist's determine both cause and manner of death in all coroner case death investigations.

In 2019, there were 7,469 deaths in Fresno County. Of those deaths, 3793 were reported to the Coroner Unit for review. The Coroner Unit accepted 991 of those reported deaths as coroner cases and performed an examination, toxicology or medical record review to determine the cause and manner of death.

- In 2019, 1,459 bodies were transported to the Coroner Unit morgue.
- In 2019, our two Forensic Pathologist's performed a total of 859 examinations.

**All statistics are subject to change pending additional death investigation. Statistics updated on 01/22/2020.*

Legend:

Overalls Statistics:

pg. 3 – 7

- **Fresno County Death Trends:** pg. 3
- **Pathologist Examinations:** pg. 5
- **Bodies Transported to Coroner Morgue:** pg. 5

Accident - Motor Vehicle Related Deaths:

pg. 8 – 9

- **MVA by Type:** pg. 8
- **MVA (Investigating Agency):** pg. 9
- **Fresno County MVA Death Trends:** pg. 9

Accident – Overdose Deaths:

pg. 10 - 13

- **Single Drug Overdose:** pg. 11
- **Combined Drug Overdose:** pg. 12
- **Fresno County Drug Overdose Death Trends:** pg. 13

Accident – Other Deaths:

pg. 14

Suicide Deaths:

pg. 15 - 18

- **Fresno County Suicide Death Trends:** pg. 15
- **Suicide by Type:** pg. 15
- **Suicide by Zip Code:** pg. 18

Homicide Deaths:

pg. 19 - 23

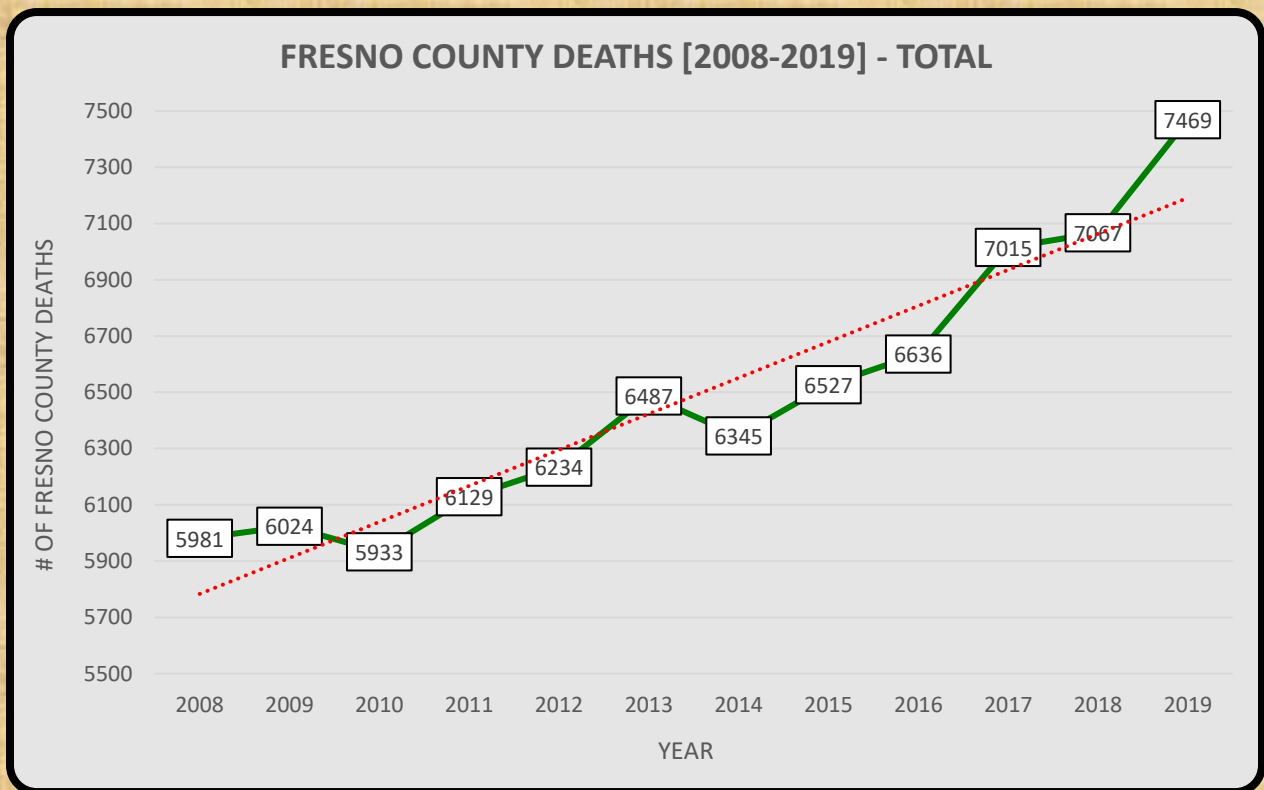
- **Fresno County Homicide Death Trends:** pg. 19
- **Homicide Deaths by Type:** pg. 19
- **Homicide Deaths by Zip Code:** pg. 22
- **Homicide Deaths by Investigating Agency:** pg. 23
- **Officer Involved Shootings:** pg. 23

In Custody Deaths:

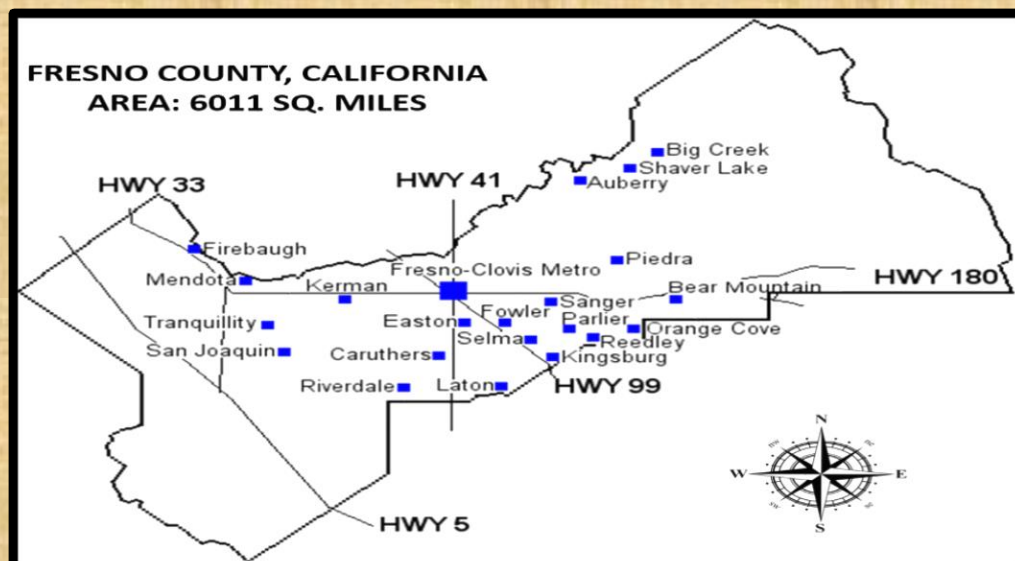
pg. 24

Coroner Unit Death Investigation Statistics (2019) – Overall:

➤ Total Fresno County Deaths (2019): 7,469

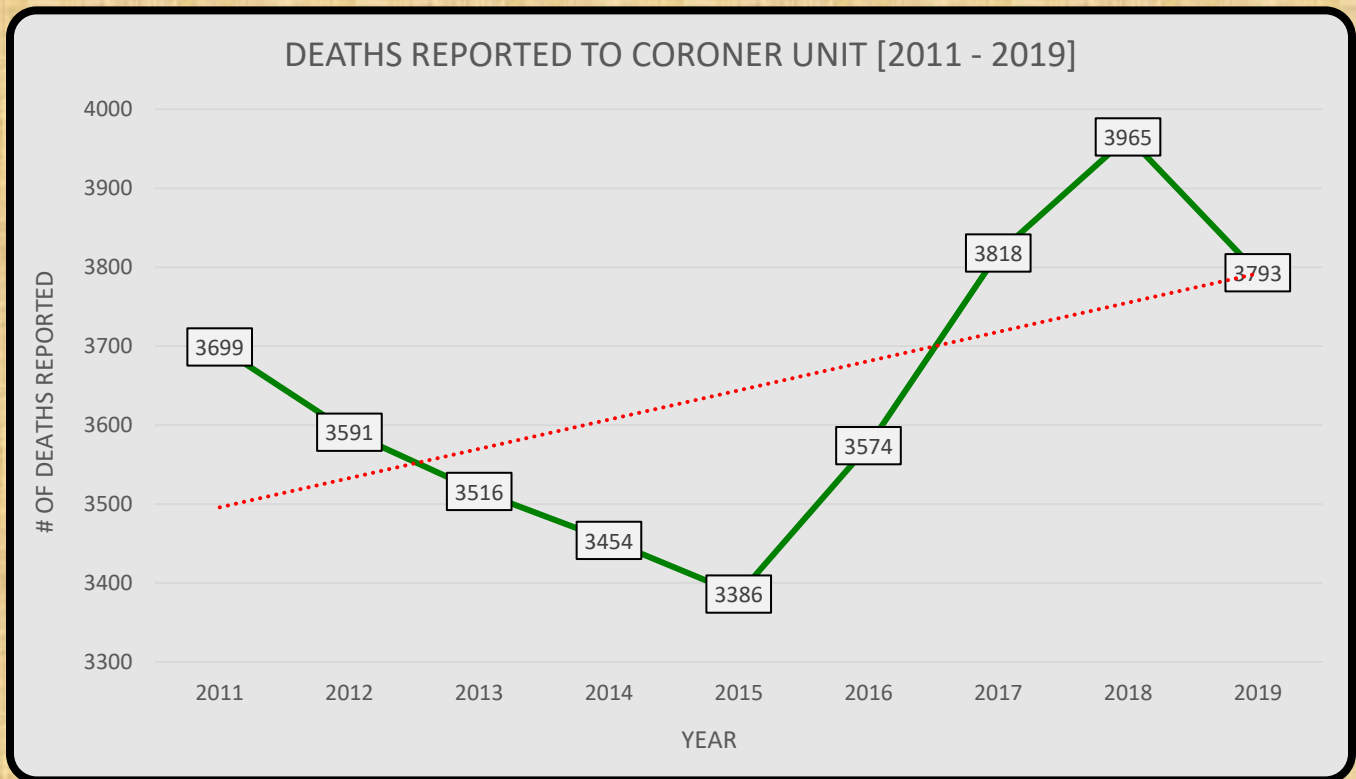


➤ Fresno County Map:

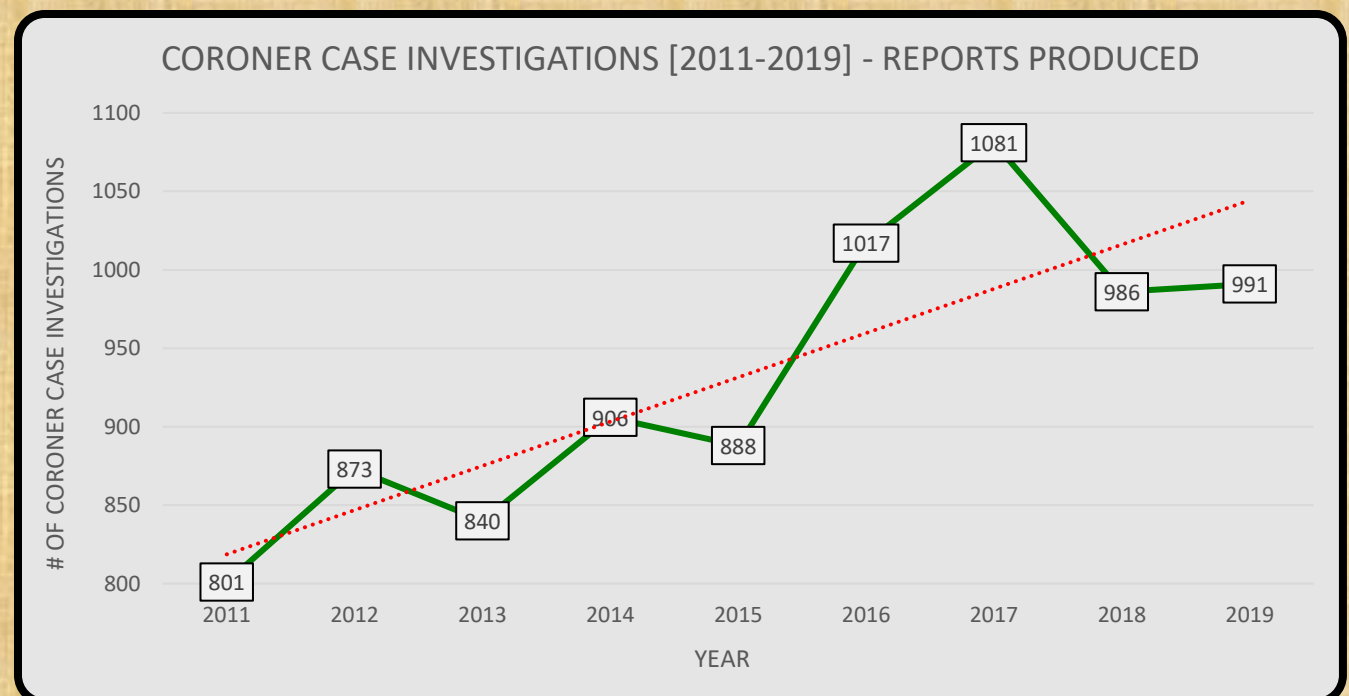


Coroner Unit Death Investigation Statistics (2019) – Overall:

➤ Deaths Reported to Coroner Unit (2019): 3,793



➤ Coroner Case Investigations (2019) – Reports Produced: 991

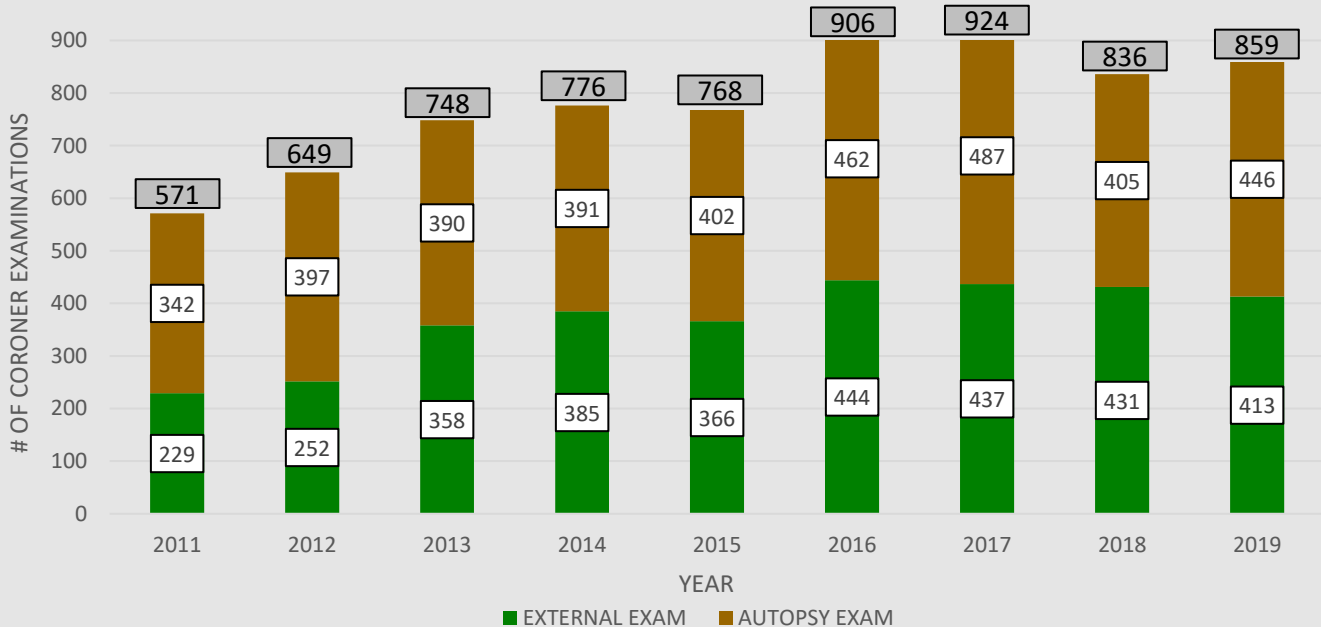


Coroner Unit Death Investigation Statistics (2019) – Overall:

Total Forensic Pathologist Examinations (2019): 859

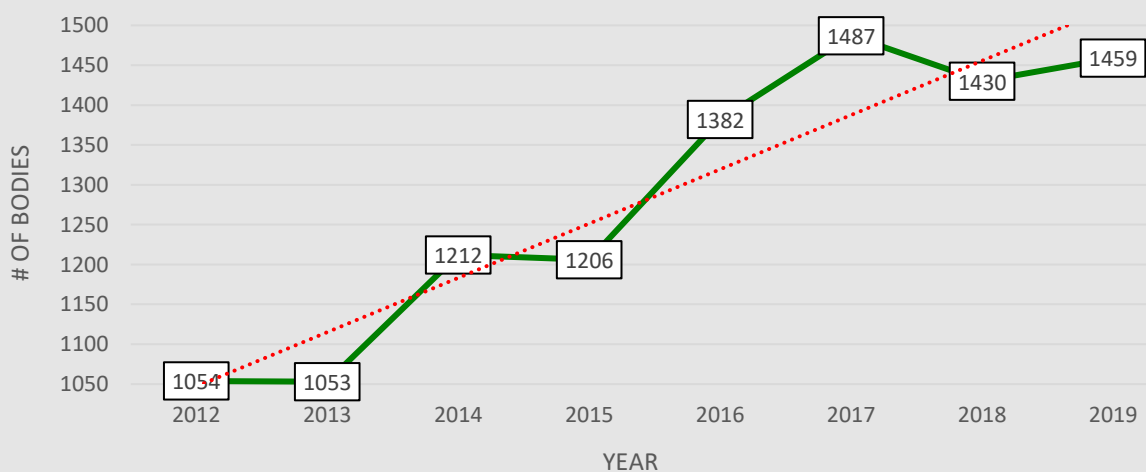
- **Autopsy Examinations: 446**
- **External Examinations / Toxicology / Medical Record Review: 413**

FORENSIC PATHOLOGIST EXAMINATIONS [2011-2019]



- **Bodies Transported to Coroner Morgue (2019): 1,459**

BODIES TRANSPORTED TO CORONER MORGUE [2012-2019]

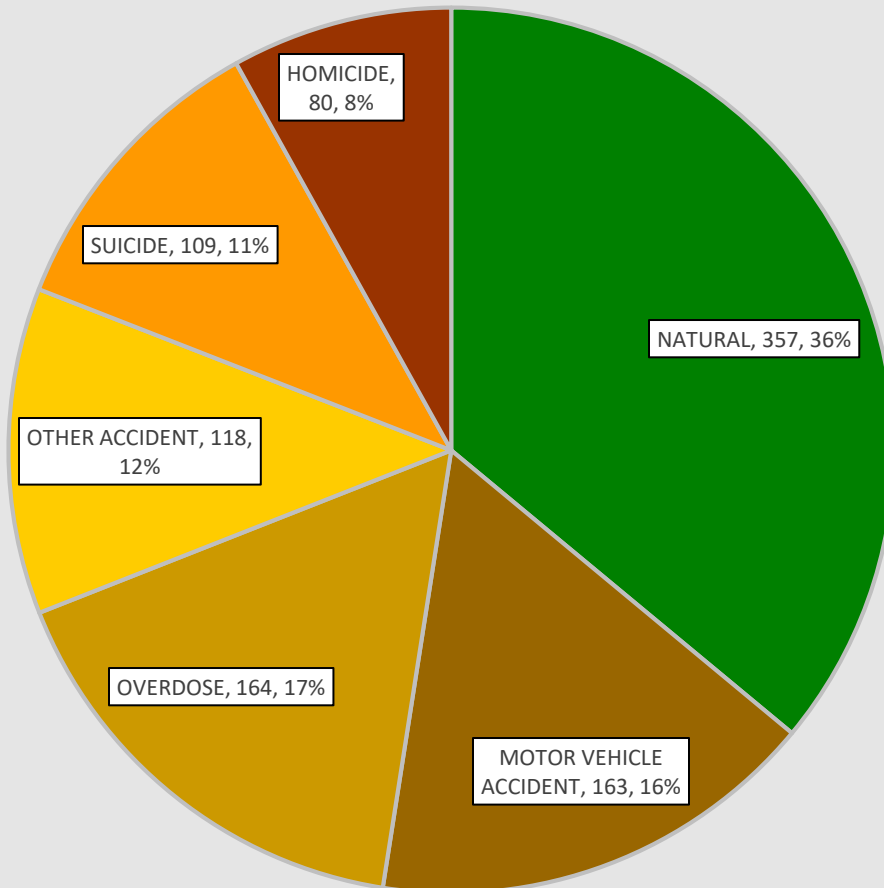


Coroner Unit Death Investigation Statistics (2019) – Overall:

Total Coroner Cases (2019): 991

- **Natural: 357**
- **Accident: 445**
 - **Motor Vehicle Accident: 163**
 - **Overdose: 164**
 - **Other Accidents: 118**
- **Suicide: 109**
- **Homicide: 80**

TOTAL CORONER CASES [2019]

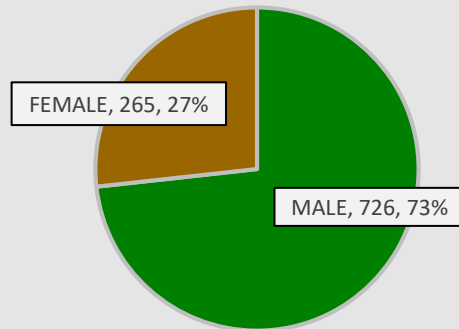


Coroner Unit Death Investigation Statistics (2019) – Overall:

Total Coroner Case Deaths (2019) – Gender Distribution:

- Male: 726
- Female: 265

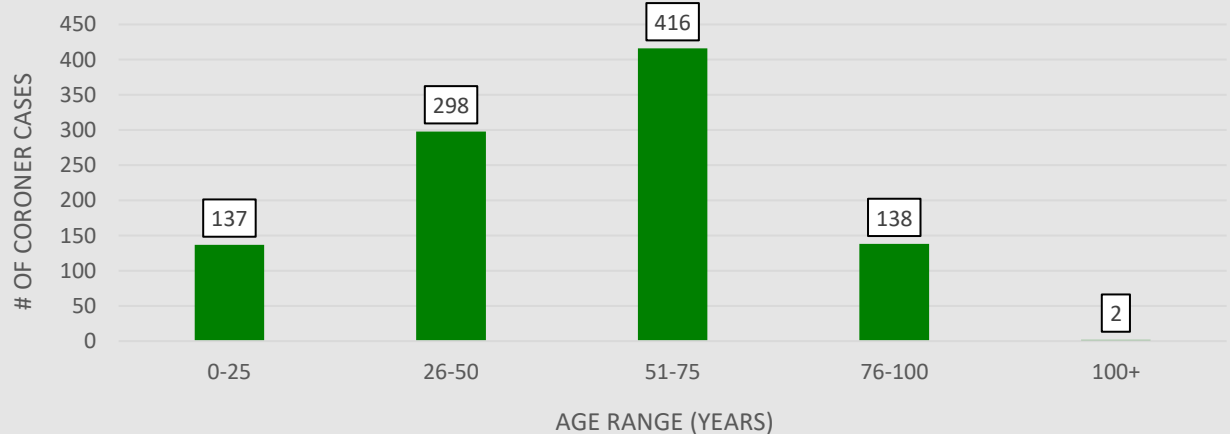
TOTAL CORONER CASES [2019] - GENDER



Total Coroner Case Deaths (2019) – Age Distribution:

- 0-25 years: 137
- 26-50 years: 298
- 51-75 years: 416
- 76-100 years: 138
- 101+ years: 2

TOTAL CORONER CASES [2019] - AGE

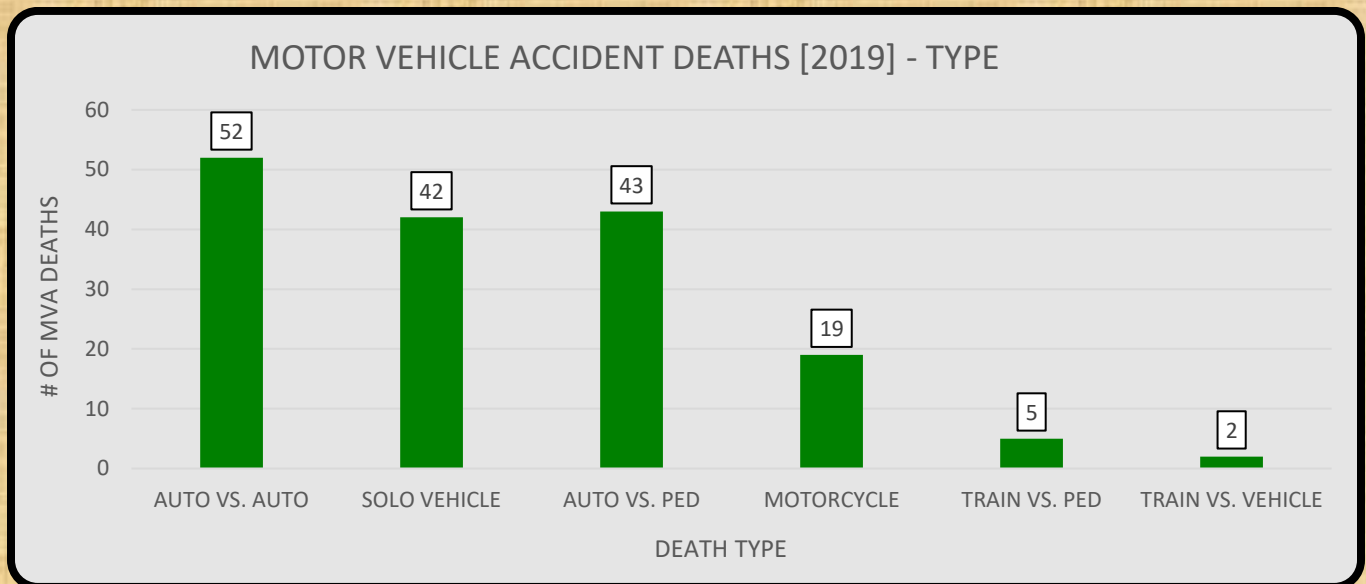


- Average Age of Coroner Case (2019): 52 years old

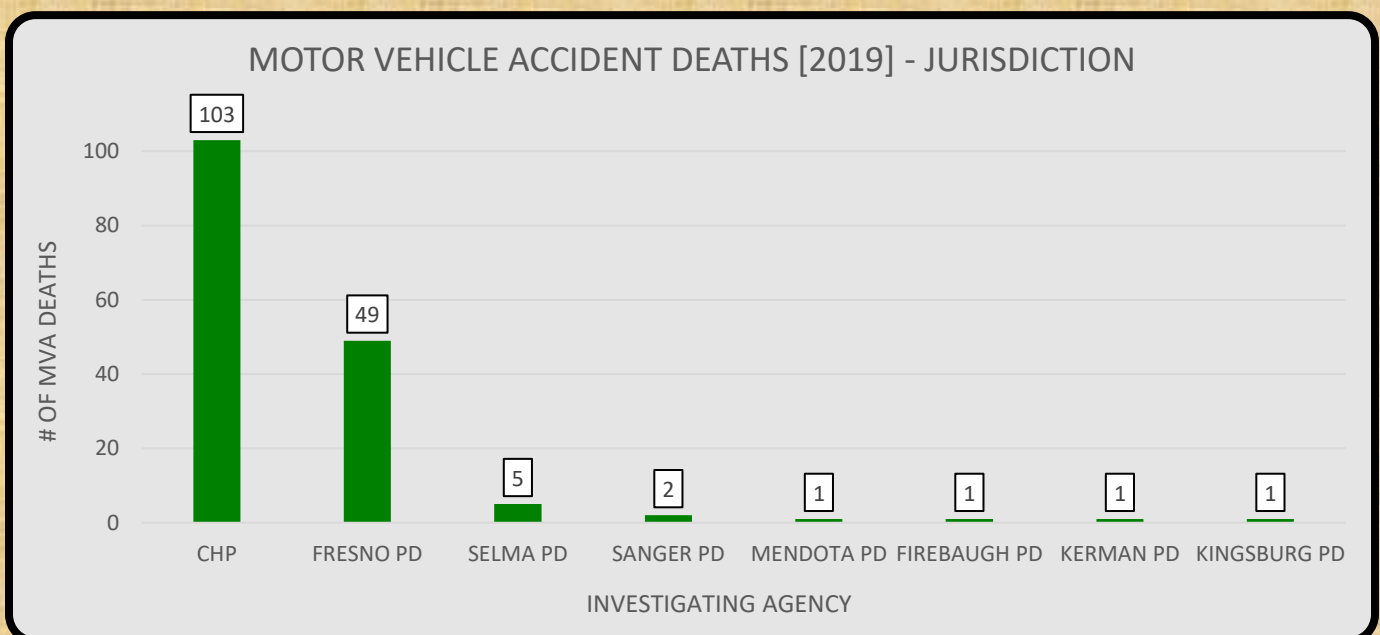
Coroner Unit Accident Death Investigations (2019) – Motor Vehicle Accident Deaths:

Total Motor Vehicle Accident Related Deaths (2019): 163

- Auto vs. Auto: 52
- Solo Vehicle: 42
- Auto vs. Pedestrian: 43
- Motorcycle: 19
- Train vs. Pedestrian: 5
- Train vs. Vehicle: 2



➤ **Motor Vehicle Accident Deaths (2019) – Investigating Jurisdiction:**



Coroner Unit Accident Death Investigations (2019) – Motor Vehicle Accident Deaths:

Total Motor Vehicle Accident Related Deaths (2019): 163

▪ **Auto vs. Auto or Solo Vehicle: 94**

- California Highway Patrol: 74
- Fresno PD: 16
- Selma PD: 3
- Firebaugh PD: 1

▪ **Auto vs. Pedestrian: 43**

- California Highway Patrol: 17
- Fresno PD: 23
- Mendota PD: 1
- Sanger PD: 1
- Selma PD: 1

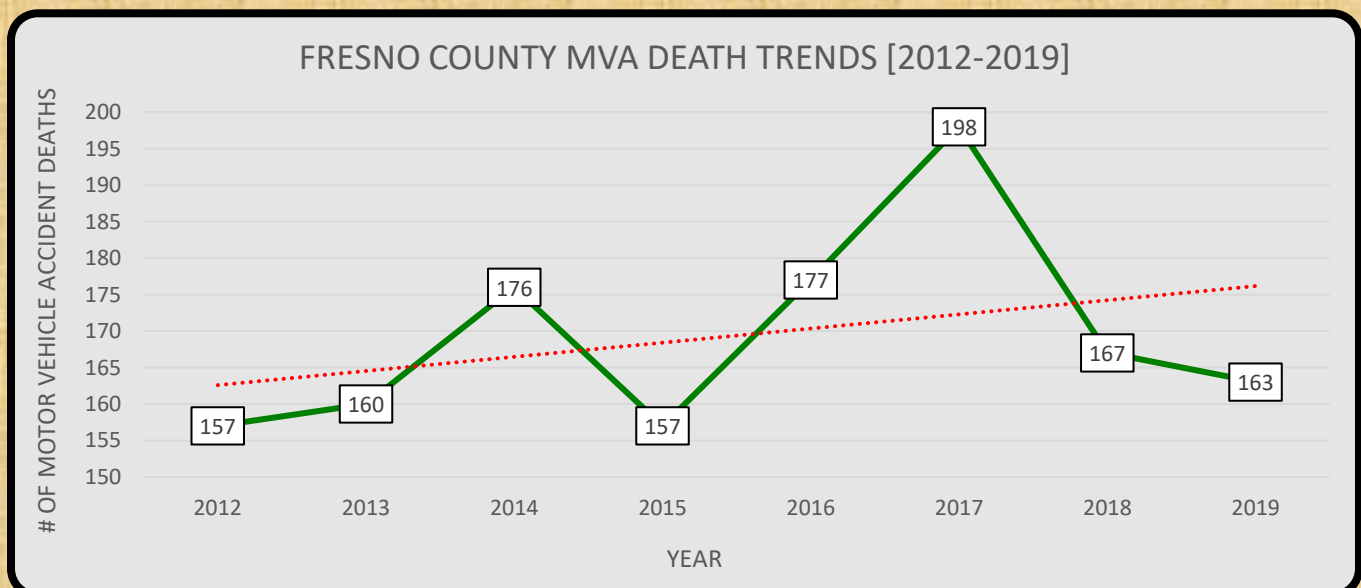
▪ **Train Accident: 7**

- Fresno PD: 5
- Selma PD: 1
- Kingsburg PD: 1

▪ **Motorcycle Accident: 19**

- California Highway Patrol: 12
- Fresno PD: 5
- Sanger PD: 1
- Kerman PD: 1

➤ **Fresno County Motor Vehicle Accident Death Trends (2012-2019):**

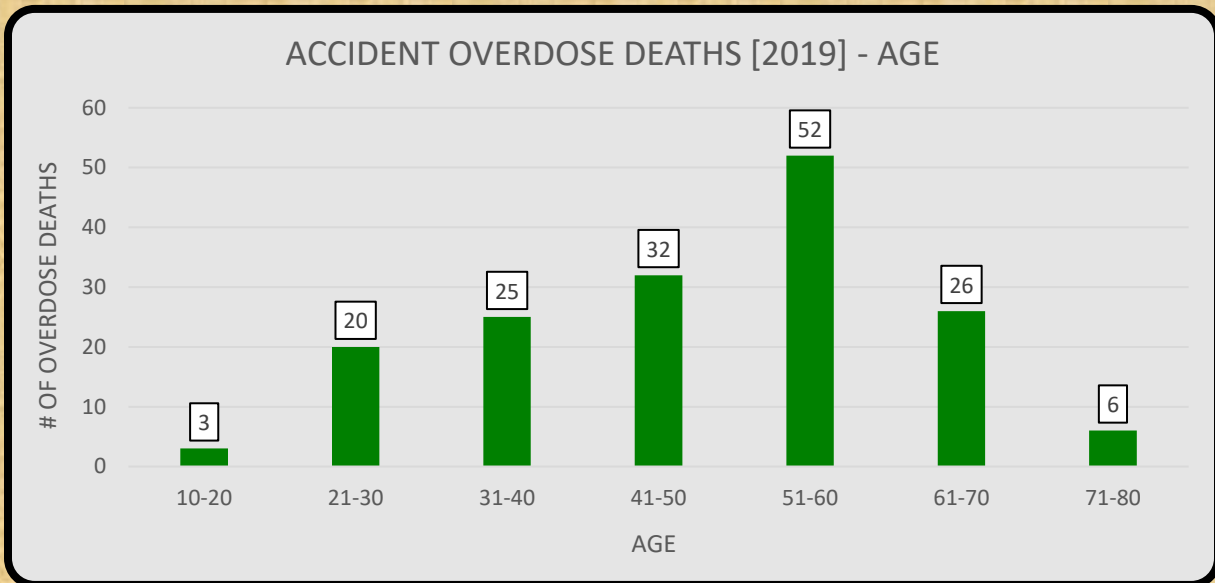


Coroner Unit Accident Death Investigations (2019) – Overdose Accident Deaths:

Total Accident Overdose Deaths (2019): 164

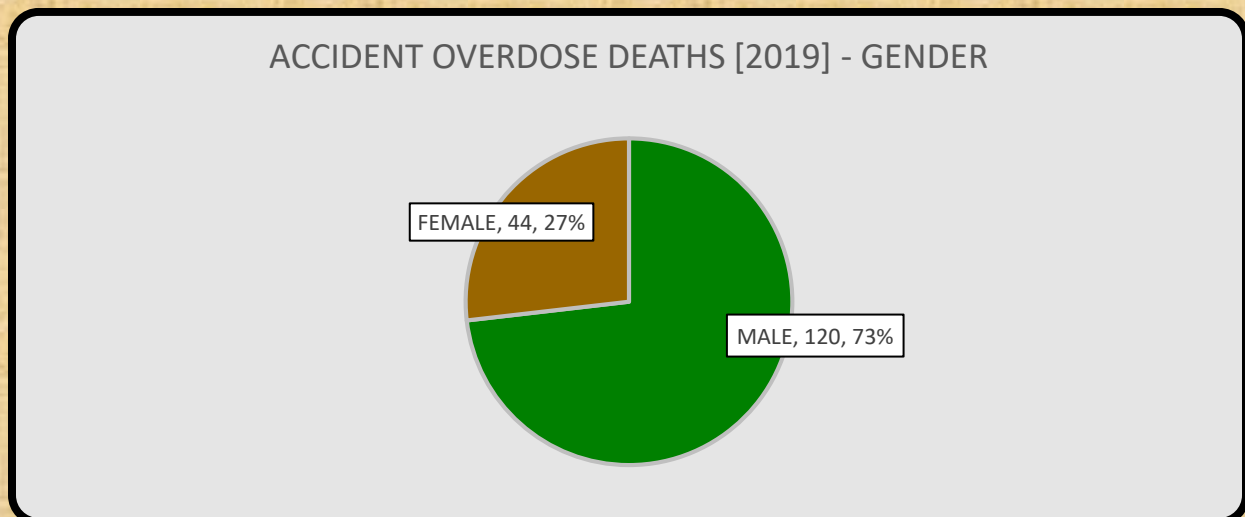
- **Single Drug Overdose Deaths: 118**
- **Combined Drug Overdose Deaths: 46**

➤ **Accident Overdose Deaths (2019) – Age Distribution**



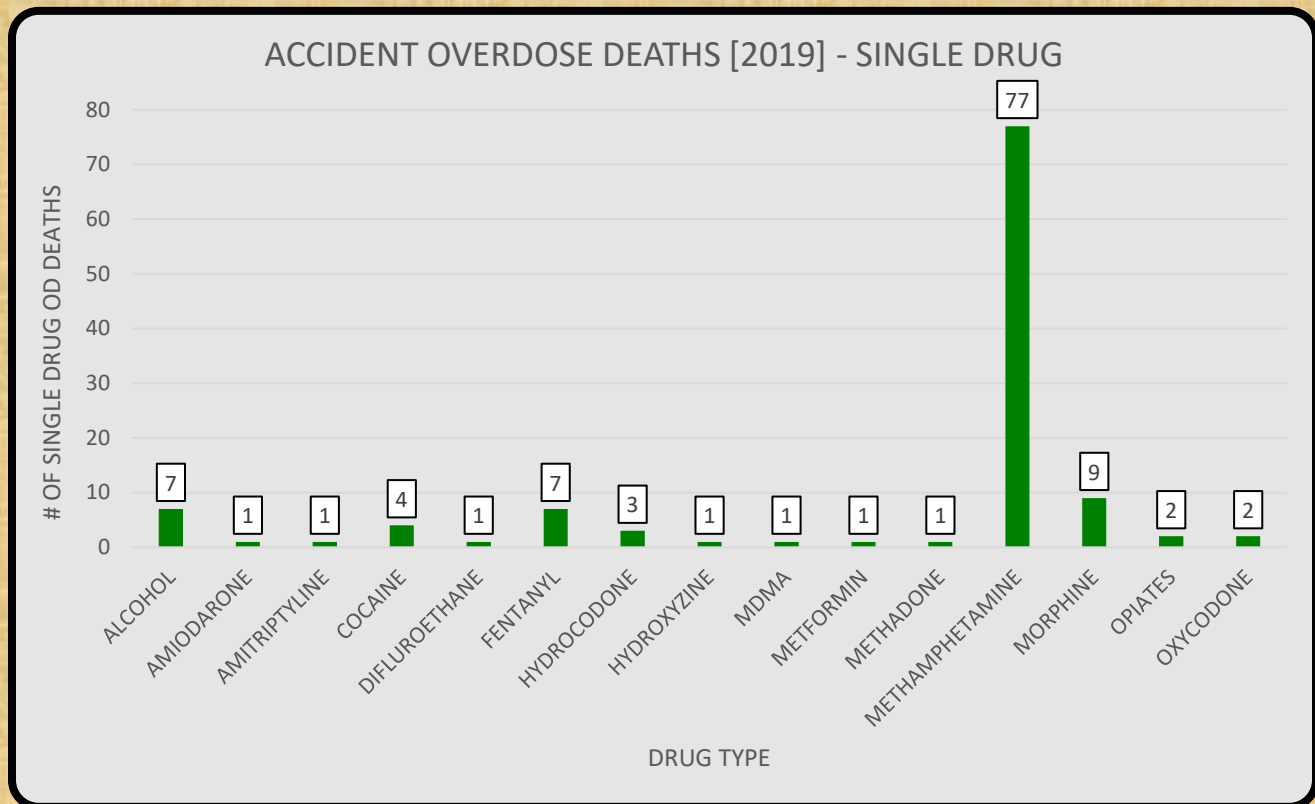
- **Average Age of Overdose Death: 49 years**
- **Youngest Overdose Death: 16 years**
- **Oldest Overdose Death: 77 years**

➤ **Accident Overdose Deaths (2019) – Gender Distribution**



Coroner Unit Accident Death Investigations (2019) – Overdose Accident Deaths:

Single Drug Overdose Deaths (2019): 118



- ALCOHOL: 7

- AMIODARONE: 1

- AMITRIPTYLINE: 1

- COCAINE: 4

- DIFLUOROETHANE "INHALANT": 1

- FENTANYL: 7

- HYDROCODONE: 3

- HYDROXYZINE: 1

- MDMA "ECSTASY": 1

- METFORMIN: 1

- METHADONE: 1

- METHAMPHETAMINE: 77

- MORPHINE: 9

- OPIATES: 2

- OXYCODONE: 2

- Methamphetamine was present in (77) 65% of Single Drug Overdose Deaths.
- Opiates were present in (24) 20% of Single Drug Overdose Deaths.

Coroner Unit Accident Death Investigations (2019) – Overdose Accident Deaths:

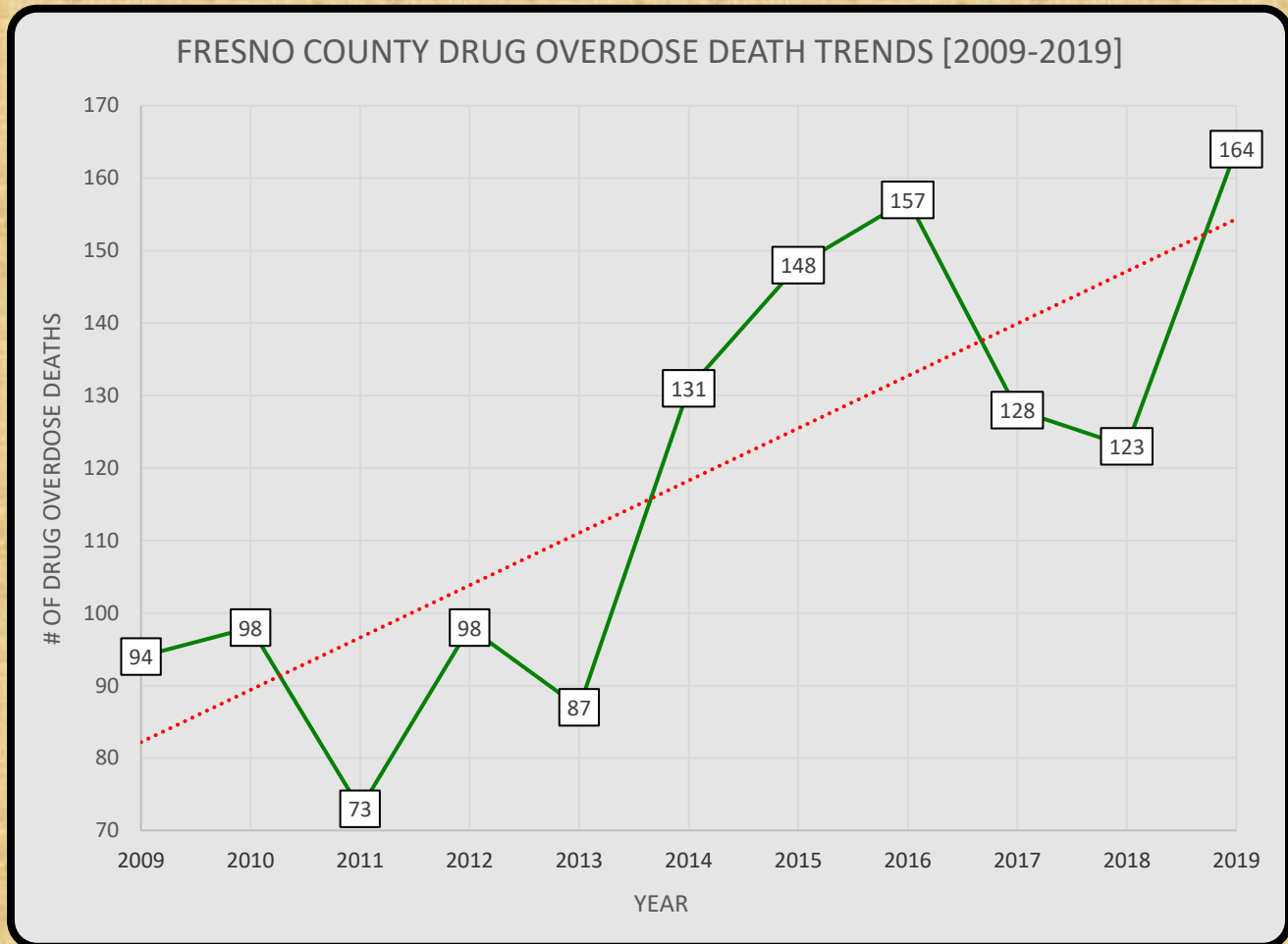
Combined Drug Overdose Deaths: 46

- ACETAMINOPHEN, ALCOHOL, HYDROCODONE: 1
- ACETAMINOPHEN, OXYCODONE: 1
- ALCOHOL, COCAINE, QUETIAPINE: 1
- ALCOHOL, DIPHENHYDRAMINE, MORPHINE: 1
- ALCOHOL, FENTANYL: 2
- ALCOHOL, FENTANYL, METHAMPHETAMINE: 1
- ALCOHOL, HYDROXYZINE: 1
- ALCOHOL, METHADONE, MIRTAZIPINE: 1
- ALCOHOL, METHAMPHETAMINE: 1
- ALCOHOL, MORPHINE: 3
- ALCOHOL, QUETIAPINE: 1
- ALCOHOL, SERTRALINE: 1
- ALPRAZOLAM, CITALOPRAM, GABAPENTIN: 1
- ALPRAZOLAM, FENTANYL, THC (TETRAHYDROCANNABINOL): 1
- ALPRAZOLAM, VENLAFAXINE: 1
- AMIODARONE, COCAINE: 1
- AMIODARONE, METHAMPHETAMINE: 1
- AMITRIPTYLINE, METHADONE: 1
- BACLOFEN, METHAMPHETAMINE, VENLAFAXINE: 1
- BENZODIAZEPINES, METHADONE, TRAMADOL: 1
- BENZODIAZEPINES, OPIATES: 1
- CARISOPRODOL (SOMA), COCAINE, MEPROBAMATE: 1
- COCAINE, FENTANYL: 1
- COCAINE, METHADONE: 1
- COCAINE, OLANZIPINE: 1
- FENTANYL, COCAINE: 1
- FENTANYL, LORAZEPAM: 1
- FENTANYL, MDMA (METHYLENEDIOXYMETHAMPHETAMINE) "ECSTASY": 1
- FENTANYL, METHAMPHETAMINE: 2
- FENTANYL, TRAMADOL: 1
- HYDROXYZINE, SERTRALINE: 1
- METHADONE, SETRALINE: 1
- METHAMPHETAMINE, MORPHINE: 5
- METHAMPHETAMINE, OPIATES: 1
- METHAMPHETAMINE, PAROXETINE: 1
- METHAMPHETAMINE, PCP (PHENCYCLIDINE): 1
- POLYSUBSTANCE ABUSE: 1
- DRUG USE – GENERAL: 1

- Methamphetamine was present in (14) 30% of Combined Drug Overdose Deaths.
- Opiates were present in (27) 59% of Combined Drug Overdose Deaths.
- Alcohol was present in (14) 30% of Combined Drug Overdose Deaths.

Coroner Unit Accident Death Investigations (2019) – Overdose Accident Deaths:

Fresno County Drug Overdose Death Trends (2009-2019):



- 2009: 94
- 2010: 98
- 2011: 73
- 2012: 98
- 2013: 87
- 2014: 131
- 2015: 148
- 2016: 157
- 2017: 128
- 2018: 123
- 2019: 164

Coroner Unit Accident Death Investigations (2019) – Other Accident Deaths:

Other Accident Deaths: 118

Fall: 66

- Ground level fall: 48
- Fall off a ladder: 3
- Fall down stairs or steps: 4
- Fall from bed: 2
- Fall in shower: 1
- Fall off of a wall: 1
- Fall in Kings Canyon Park: 3
- Multiple falls: 4

Animal Related: 1

Electrocution: 1

Industrial Related: 3

Vehicle Related: 2

Accident Gunshot Wound: 1

Fetal or Infant Related: 7

- Infant death co-sleeping: 2
- Fetal death after maternal drug use: 3
- Fetal death after maternal injury: 2

Tree Trimming Accident: 2

Drowning: 15

- Drowning in residential pool: 5
- Drowning in bathtub: 1
- Drowning in canal: 6
- Drowning in storage container (child): 1
- Drowning in Kings River: 1
- Drowning in Huntington Lake: 1

Choking: 8

- Choking after emesis: 1
- Choking on meat: 2
- Choking on an orange: 1
- Choking on cereal: 1
- Choking on rice: 1
- Choking on tacos: 1
- Choking on tortilla: 1

Fire: 12

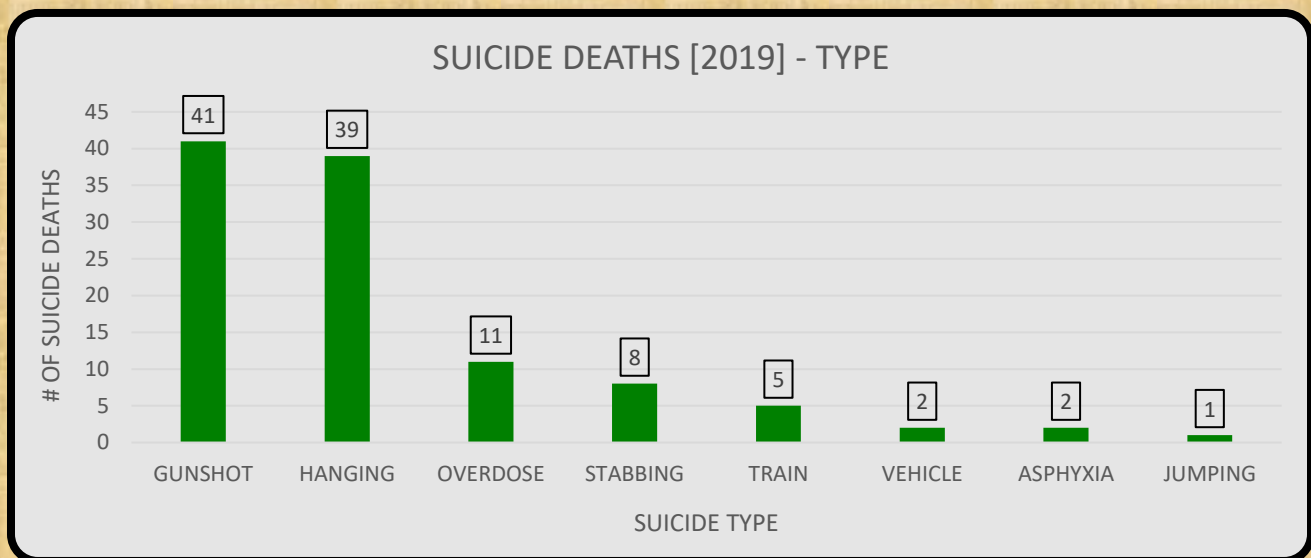
- Residential fire: 11
- Vehicle fire: 1

Coroner Unit Suicide Death Investigations (2019):

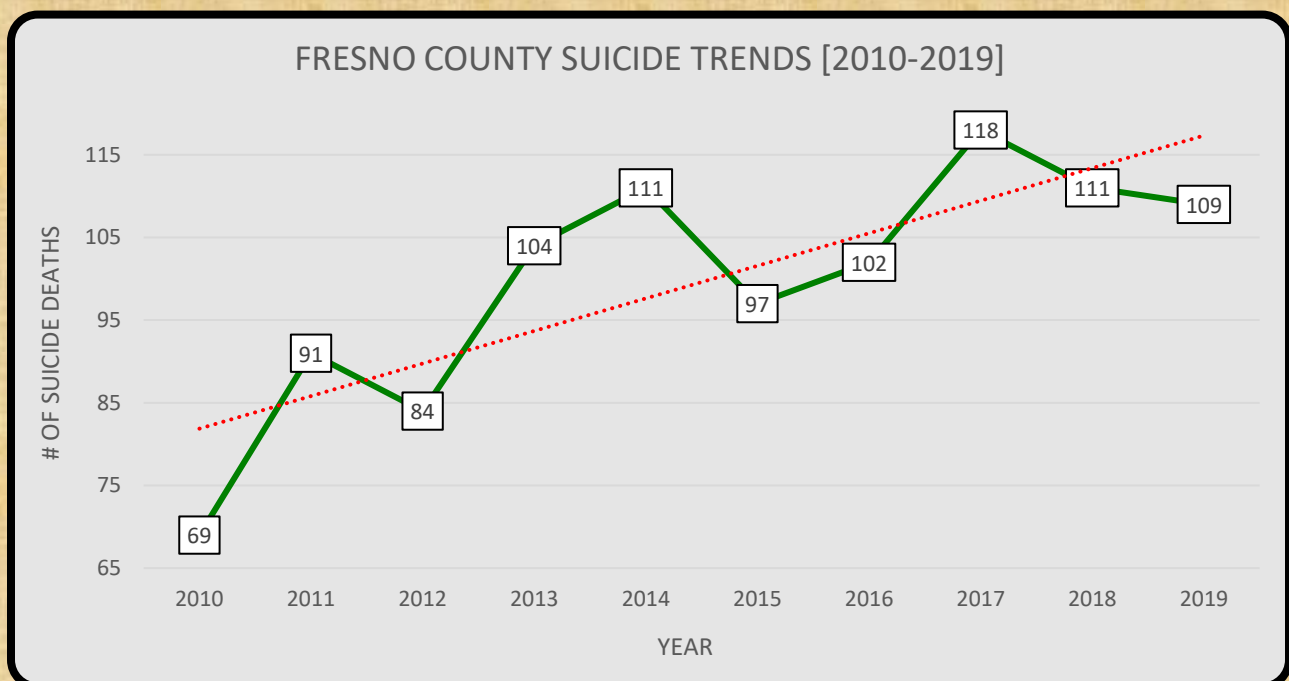
Total Suicide Deaths (2019): 109

- Suicide Death by Type**

- Gunshot: 41 - Hanging: 39 - Overdose: 11 - Stabbing: 8
- Train: 5 - Vehicle: 2 - Asphyxia: 2 - Jumping: 1

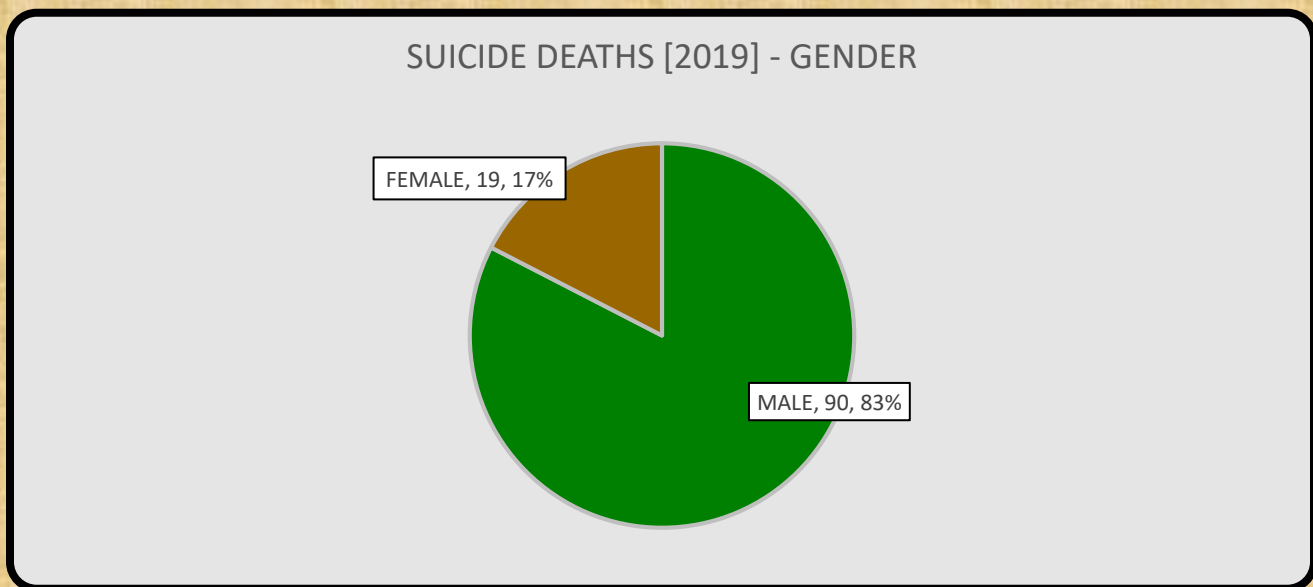


➤ **Fresno County Suicide Death Trends (2010-2019):**

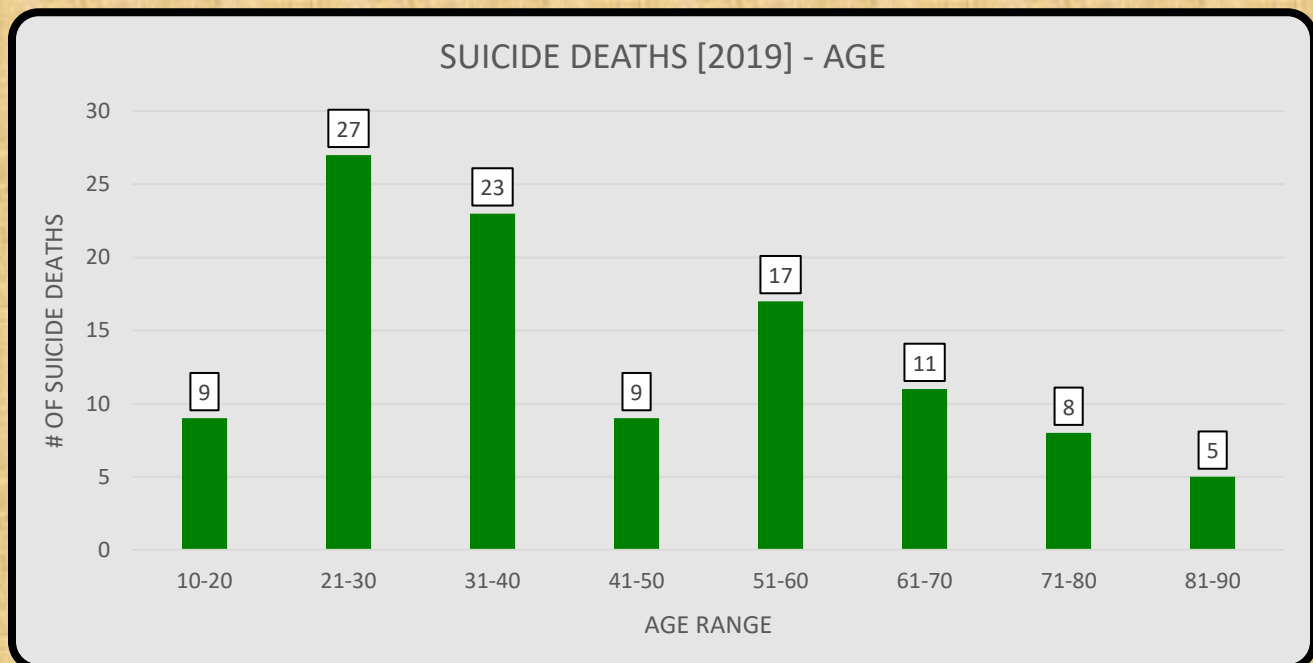


Coroner Unit Suicide Death Investigations (2019):

➤ Suicide Deaths (2019) – Gender Distribution:



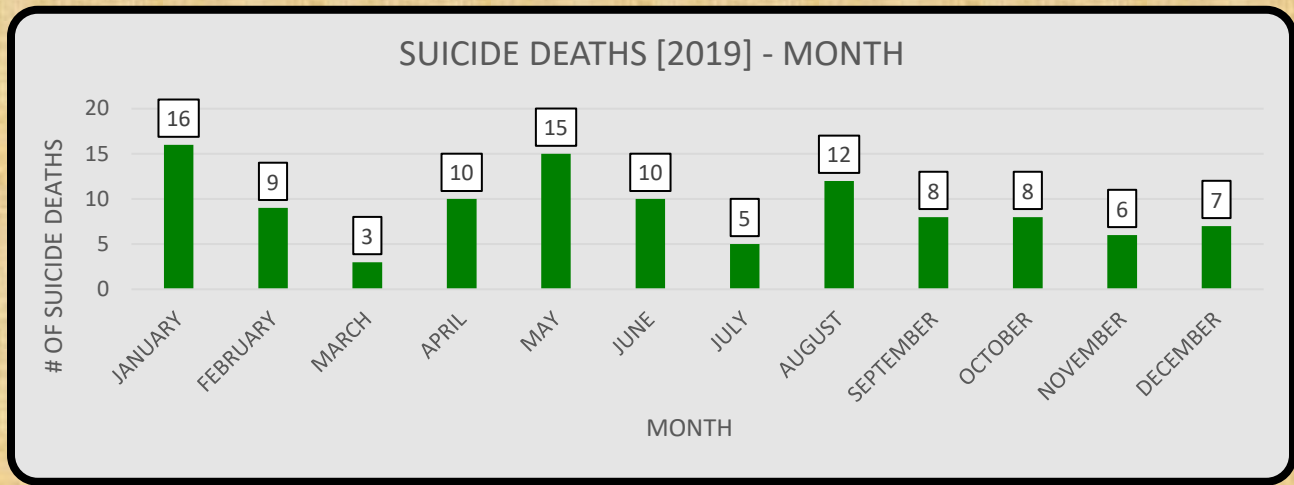
➤ Suicide Deaths (2019) – Age Distribution:



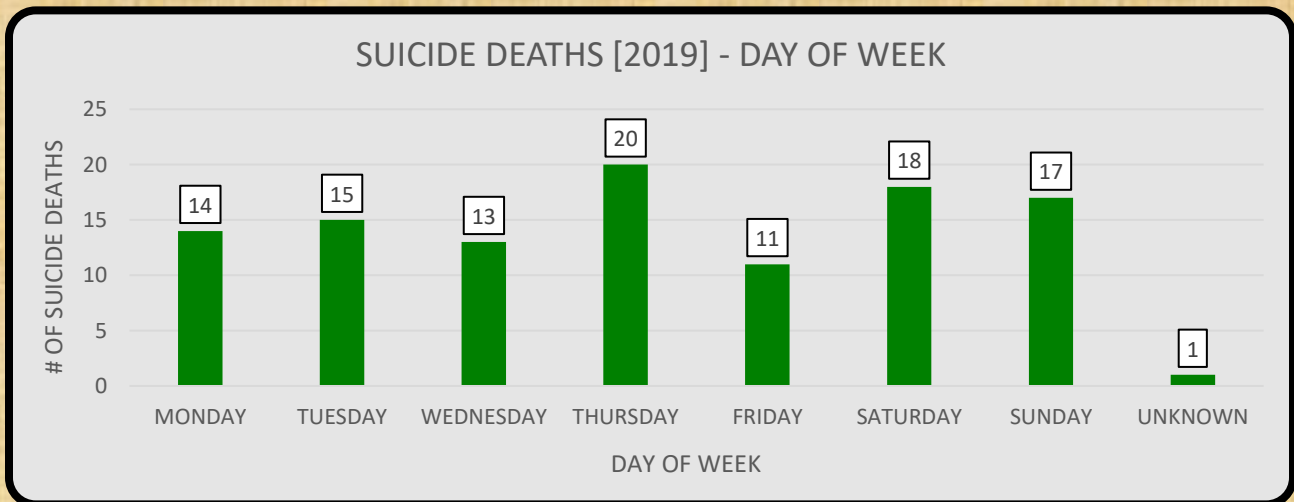
- Youngest Suicide: 15 years
- Oldest Suicide: 86 years
- Average Suicide Age: 44 years

Coroner Unit Suicide Death Investigations (2019):

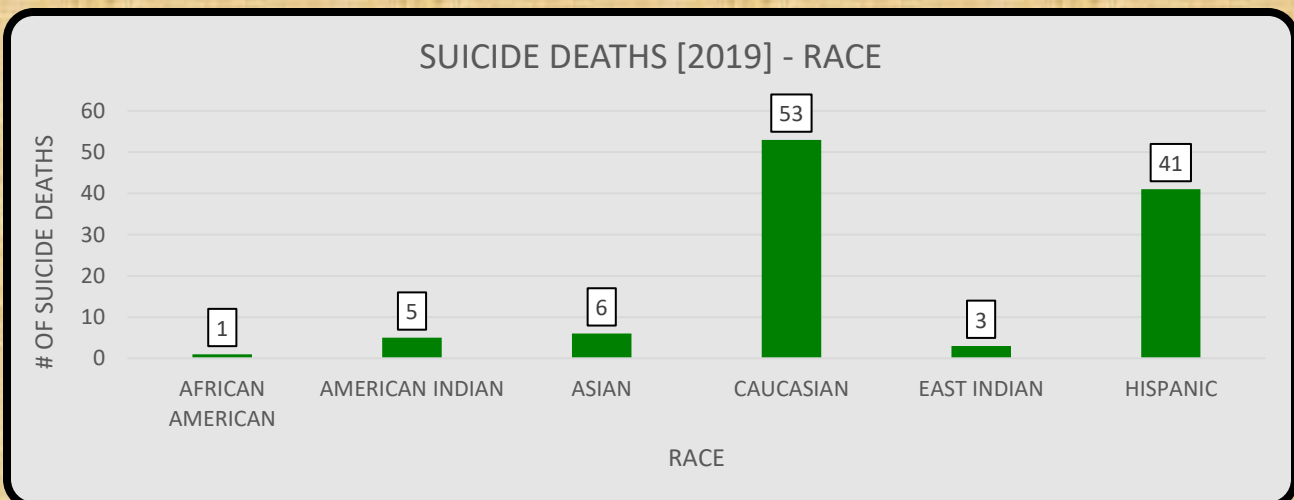
➤ Suicide Deaths (2019) - Month Distribution:



➤ Suicide Deaths (2019) - Day of Week Distribution:



➤ Suicide Deaths (2019) - Race Distribution:



Coroner Unit Suicide Death Investigations (2019):

Suicide by Zip Code:

➤ FRESNO COUNTY SUICIDE DEATHS (2019):

<u>FRESNO</u>	<u>BIG CREEK</u>	<u>MENDOTA</u>
- 93701: 3	- 93605: 1	- 93640: 2
- 93702: 8	<u>CARUTHERS</u>	<u>PARLIER</u>
- 93703: 3	- 93609: 1	- 93648: 1
- 93704: 10	<u>CLOVIS</u>	<u>REEDLEY</u>
- 93705: 2	- 93611: 9	- 93654: 1
- 93706: 5	- 93612: 5	<u>RIVERDALE</u>
- 93710: 4	- 93619: 6	- 93656: 1
- 93711: 7	<u>DUNLAP</u>	<u>SANGER</u>
- 93720: 3	- 93621: 1	- 93657: 3
- 93721: 4	<u>FOWLER</u>	<u>SELMA</u>
- 93722: 8	- 93625: 2	- 93662: 2
- 93725: 3	<u>FRIANT</u>	<u>TOLLHOUSE</u>
- 93727: 6	- 93626: 1	- 93667: 1
- 93728: 2	<u>KERMAN</u>	<u>SQUAW VALLEY</u>
<u>COALINGA</u>	- 93630: 1	- 93675: 1
- 93210: 1	<u>MADERA</u>	
	- 93638: 1	

Coroner Unit Homicide Death Investigations (2019):

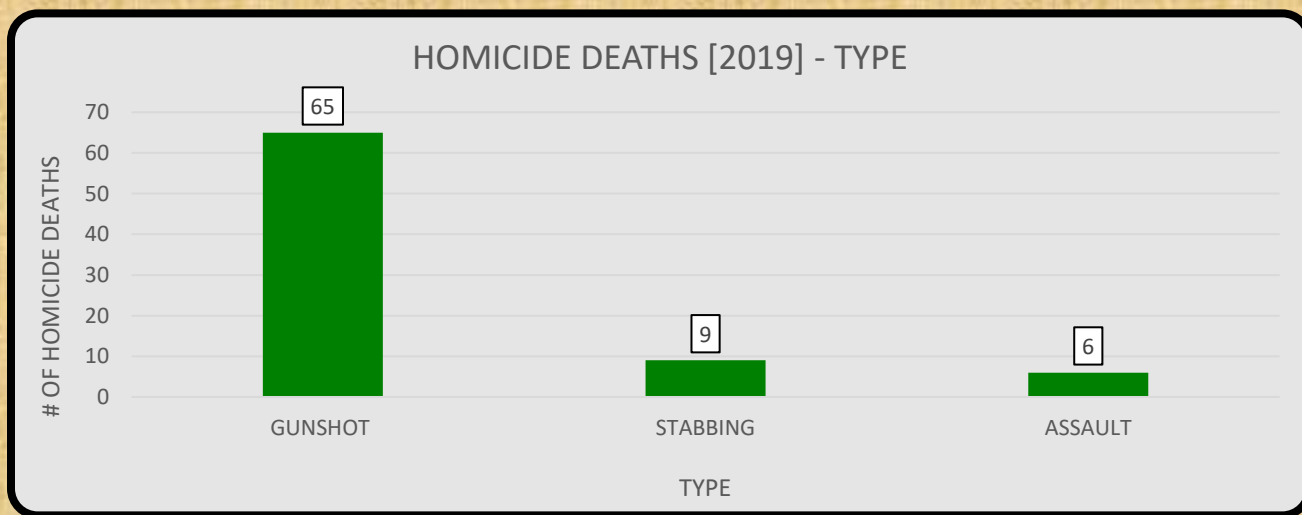
Total Fresno County Homicide Deaths (2019): 80

- Homicide Death by Type:**

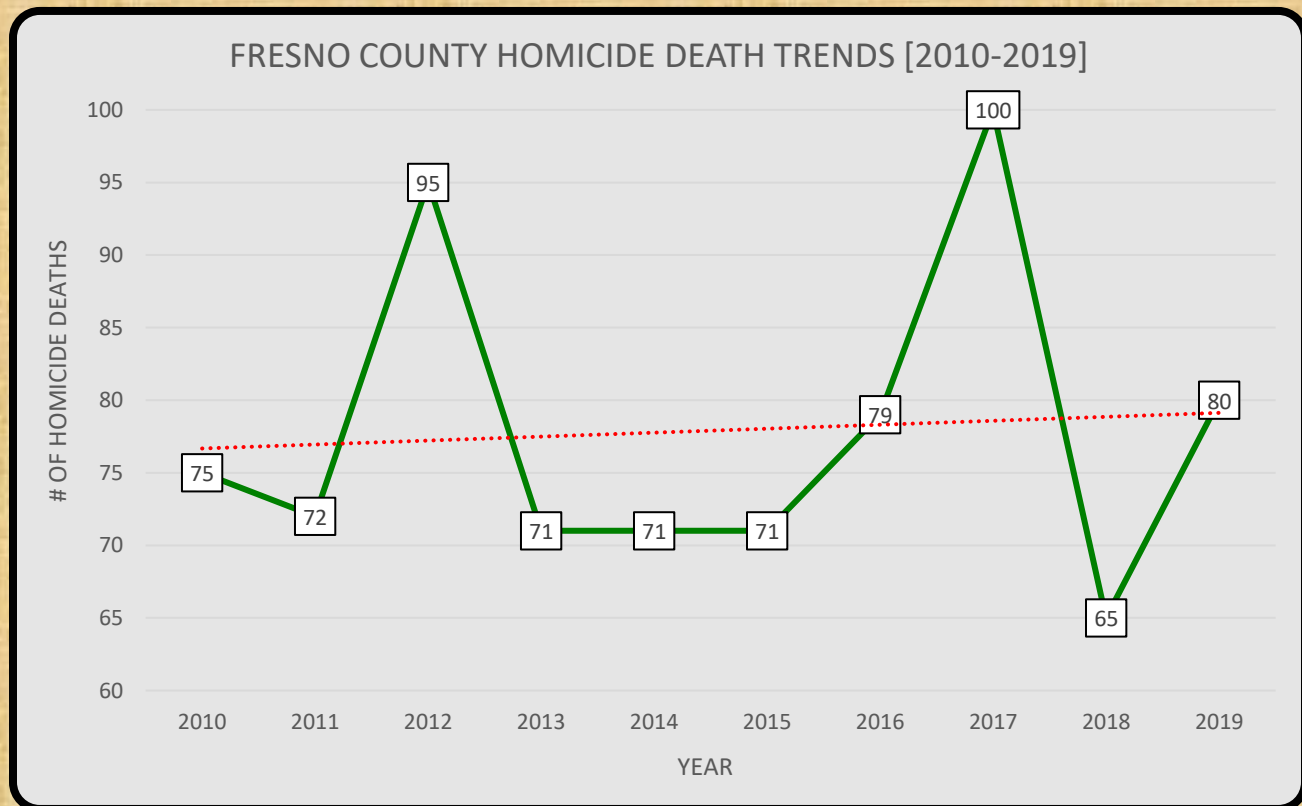
- Gunshot: 65

- Stabbing: 9

- Assault: 6



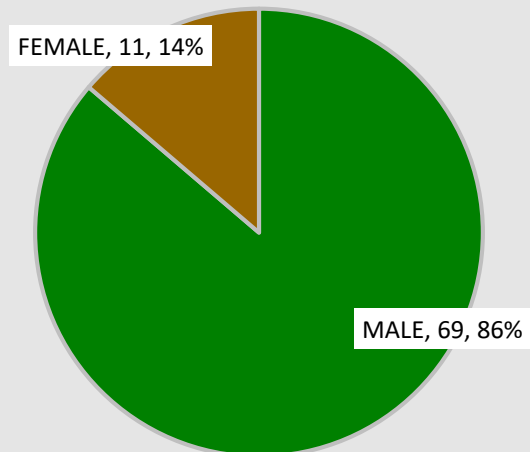
➤ **Fresno County Homicide Death Trends (2010 – 2019):**



Coroner Unit Homicide Death Investigations (2019):

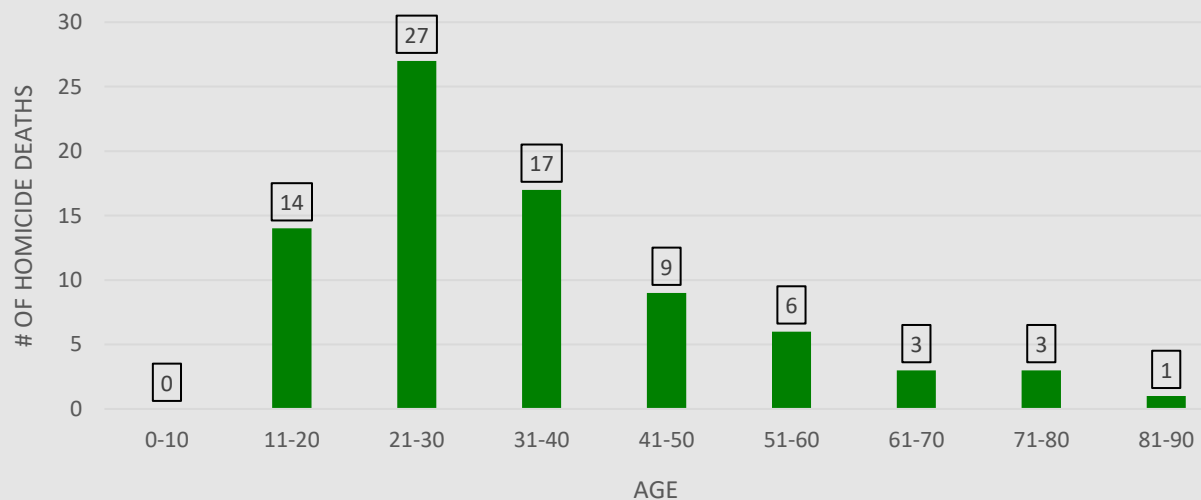
➤ Homicide Deaths (2019) – Gender Distribution:

HOMICIDE DEATHS [2019] - GENDER



➤ Homicide Deaths (2019) – Age Distribution:

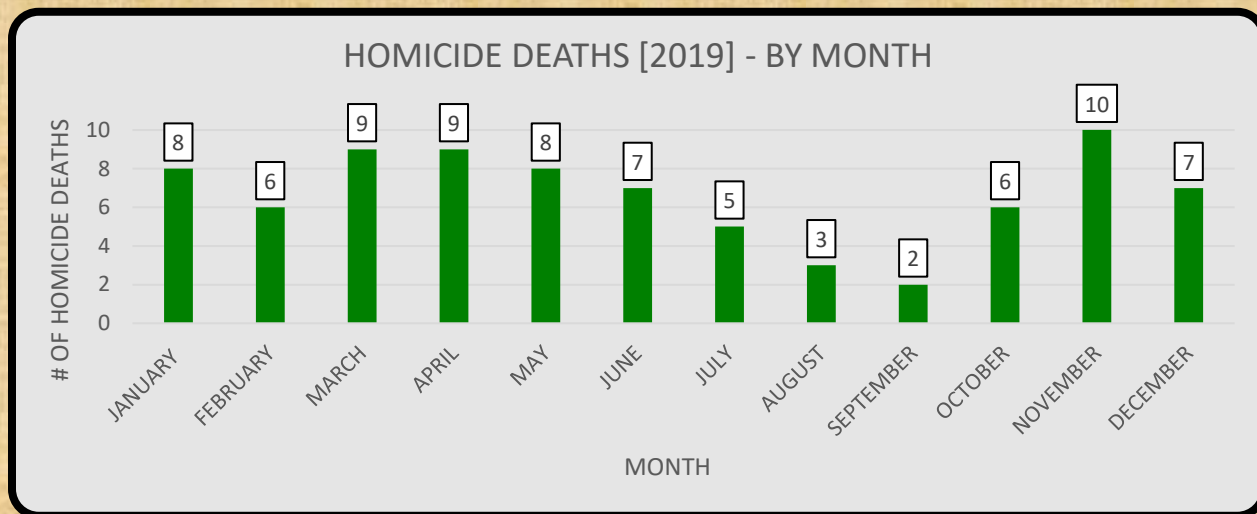
HOMICIDE DEATHS [2019] - AGE



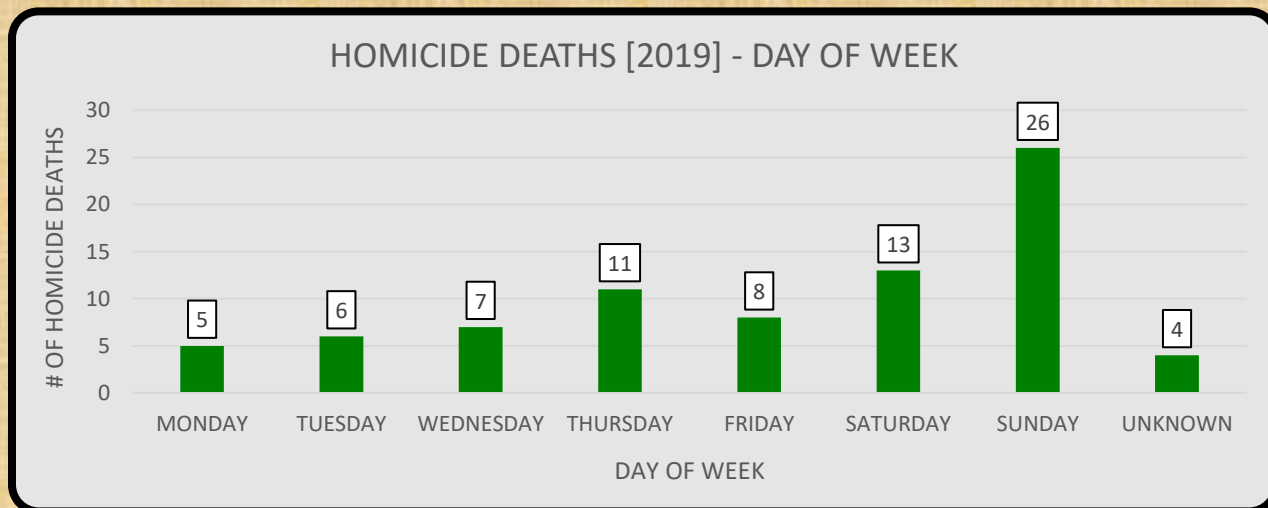
- Youngest Homicide: 12 years
- Oldest Homicide: 84 years
- Average Homicide Age: 35 years

Coroner Unit Homicide Death Investigations (2019):

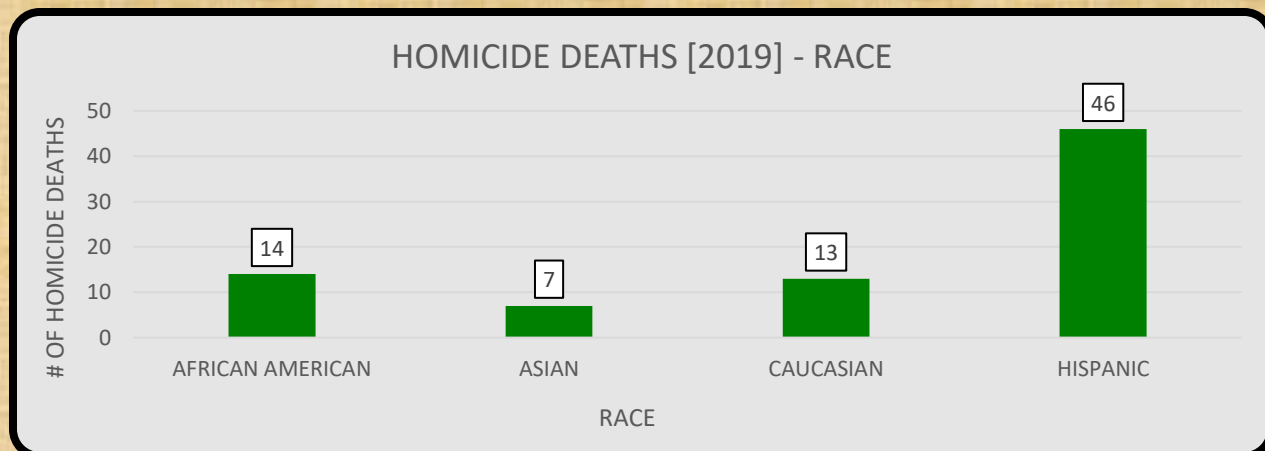
➤ Homicide Deaths (2019) - Month Distribution:



➤ Homicide Deaths (2019) - Day of Week Distribution:



➤ Homicide Deaths (2019) - Race Distribution:



Coroner Unit Homicide Death Investigations (2019):

Homicide by Zip Code:

➤ **FRESNO COUNTY HOMICIDE DEATHS (2019):**

FRESNO

- 93701: 3

- 93702: 7

- 93703: 9

- 93705: 8

- 93706: 7

- 93710: 1

- 93721: 2

- 93722: 4

- 93723: 1

- 93725: 3

- 93726: 6

- 93727: 8

- 93728: 1

COALINGA

- 93210: 2

CLOVIS

- 93619: 1

FOWLER

- 93625: 2

HURON

- 93234: 1

REEDLEY

- 93654: 2

CANTUA CREEK

- 93608: 1

SQUAW VALLEY

- 93675: 3

PARLIER

- 93648: 2

SAN JOAQUIN

- 93660: 1

FIREBAUGH

- 93622: 1

SELMA

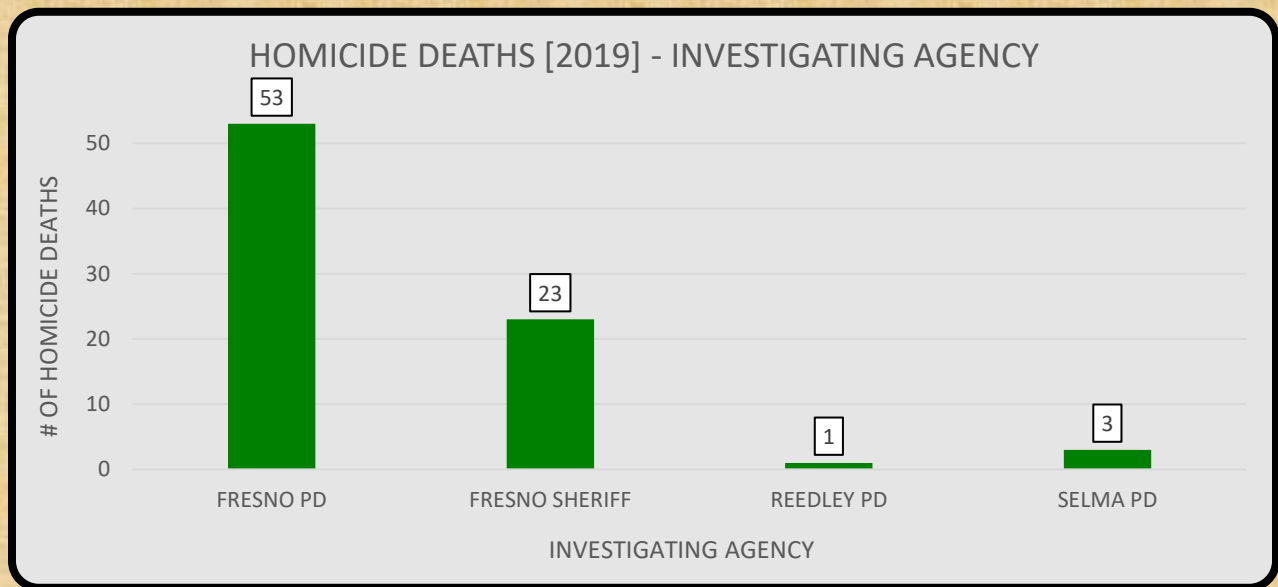
- 93662: 3

MENDOTA

- 93640: 1

Coroner Unit Homicide Death Investigations (2019):

➤ Homicide Deaths (2019) - Investigating Agency Distribution:



Officer Involved Shooting (OIS) Death's (2019): 4

➤ Investigating Agency for OIS (Shooting):

- Fresno County Sheriff – Coroner's Office: 2
- Fresno Police Department: 2

➤ Agency Involved in OIS (Shooting):

- Huron Police Department: 1
- California Highway Patrol: 1
- Fresno Police Department: 2

Coroner Unit In-Custody Death Investigations (2019):

In Custody Deaths (2019): 18

***Does Not Include Officer Involved Shootings (OIS)**

In Custody Death Location and Type:

- **Fresno County Jail: 3**
 - **Natural: 1**
 - **Overdose: 1**
 - **Suicide: 1**
- **Pleasant Valley State Prison (Coalinga): 6**
 - **Suicide: 1**
 - **Overdose: 4**
 - **Homicide: 1**
- **Coalinga State Hospital: 7**
 - **Natural: 7**
- **Corcoran Prison: 1**
 - **Accident: 1**
- **Following Arrest (Fresno County Sheriff's Office): 1**
 - **Overdose: 1**

In Custody Deaths - Gender Distribution:

- **Male: 18**
- **Female: 0**

BLANK PAGE

